


# SOLID RUBBER MIRROR

(FOR #8716)

**PART LIST:**

1, MIRROR




1 PC

2, CENTER BLOCK

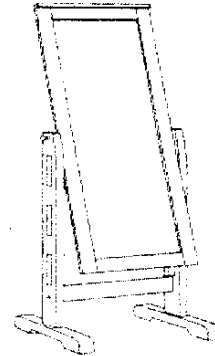


1 PC

3, LEG



2 PCS



**HARDWARE LIST:**

a. BOLT



1/4"

2 PCS

b. BOLT



5/16"

2 PCS

c. WASHER



4 PCS

d. ALLEN WRENCH



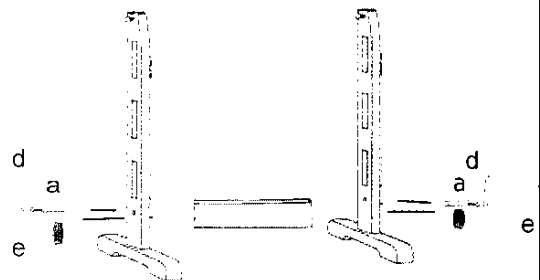
1 PC

e. SCREW CAP



2 PCS

**STEP 1:** CONNECT THE LEG (3) AND THE CENTER BLOCK (2) BY USING THE BOLTS (a) WITH ALLEN WRENCH (d) PROVIDED. THEN PUT THE SCREW CAP (e) ONTO THE HOLE



**STEP 2:** CONNECT THE LEG (3) AND THE MIRROR (1) BY USING BOLTS (b) AND WASHERS (c)

